



Logging into the S.O.A.R. Catalog



© 2021 Illinois Valley Community College. Certain materials in this presentation/recording are included with the permission of the copyright holder for use in this specific project or are included under the fair use exemption of the U.S. Copyright Law. This work may be redistributed, without alteration and without prior written permission, provided all copies contain the following statement: "© 2021 Illinois Valley Community College. This work is distributed with the permission of Illinois Valley Community College."

Navigating to S.O.A.R.

- Begin by going to the college's homepage at www.ivcc.edu.
- Click on the Student Experience link in the upper right-hand corner of the screen and select the library link from the list.

The screenshot shows a web browser at ivcc.edu. The navigation menu includes 'Student Experience', which is circled in red. A dropdown menu is open, showing 'Library' circled in red. The background features a banner for fall registration and a photo of students in a classroom.

COVID-19 Information | Welcome Back to the Fall Semester - Here are a list of events!

View this site en español | Bookstore | Give to IVCC | Cancellations and Closings | I am a/an ... | Work with us

About IVCC | Academics | Community & Business | Admissions & Aid | **Student Experience**

Events | Disability Services
Athletics | Veterans
Student Resources | **Library**
Student Activities | Transcripts
Student Services

Register today for fall

Register Now

Alternatively
enter
ivcc.edu/library/
into the search
bar and press
enter.

Navigating to S.O.A.R.

- This is the Library's homepage. Click on the S.O.A.R. logo in the center of the screen to enter.

libguides.ivcc.edu/library

ILLINOIS VALLEY COMMUNITY COLLEGE

HOME ABOUT FIND MATERIALS RESEARCH FACULTY STUDENTS HELP

JACOBS LIBRARY

SEARCH THIS GUIDE GO

WELCOME
ACADEMIC SUPPORT CENTER
COLLECTIONS
RESEARCH
SERVICES
ONE BOOK, ONE COLLEGE

S.O.A.R.

Search, Organize, and Access Resources with the Jacobs Library Catalog

Search

Logging into S.O.A.R.

- Click on "Sign In" at the top right of the screen.

LIBRARY SEARCH ALL I-SHARE LIBRARIES SEARCH JOURNAL SEARCH A-Z DATABASE LIST FETCH ITEM COURSE RESERVES

Sign in Menu

Search anything

ADVANCED SEARCH

Ask Us

How does SOAR work?

SOAR provides simple, one-stop searching for books and e-books, videos, articles, digital media, and more.

SOAR also helps you manage your research. Sign-in with your 7 digit ID number in order to:


- Renew books and videos
- Create favorites lists
- View full search results (EBSCO Databases show results only when

Where can I get help?

Ask a librarian how to start your search.

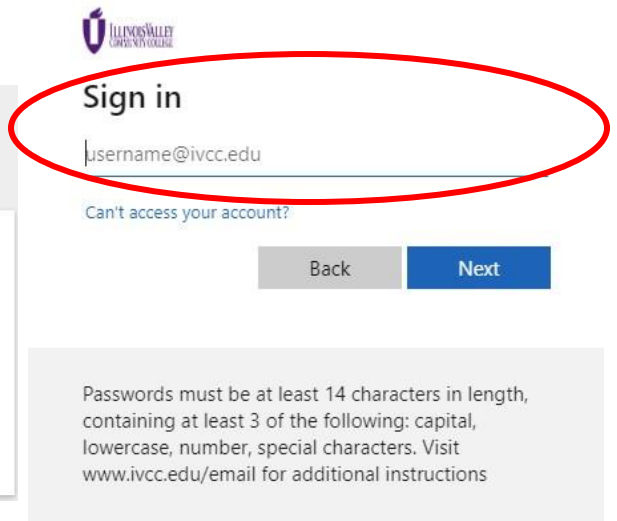
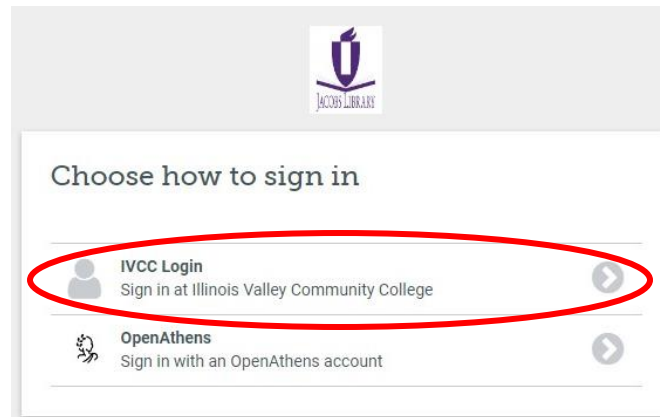
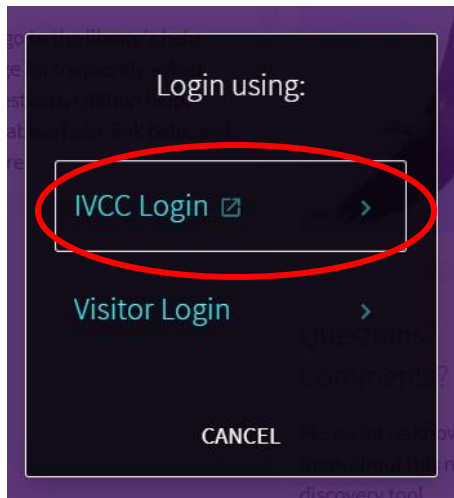
Or go to the library's help page for frequently asked questions, citation help, database help, link help, and more.

Helping you Soar



Logging into S.O.A.R.

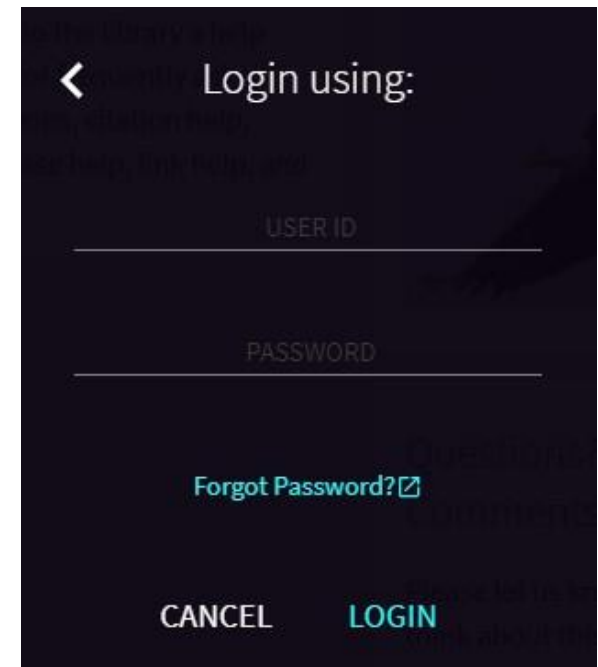
- If you are a student/staff member select 'IVCC Login'...
 - If your IVCC e-mail is open in a separate tab it will log you in automatically.
 - If your IVCC e-mail is not open you will again select 'IVCC Login' and log in with your IVCC E-mail information.



Logging Into S.O.A.R.

- If you are a visitor your User ID can be found on your borrower card.
- If you have forgotten your password select the 'Forgot Password' option for a reset.
- If you are in need of a password call

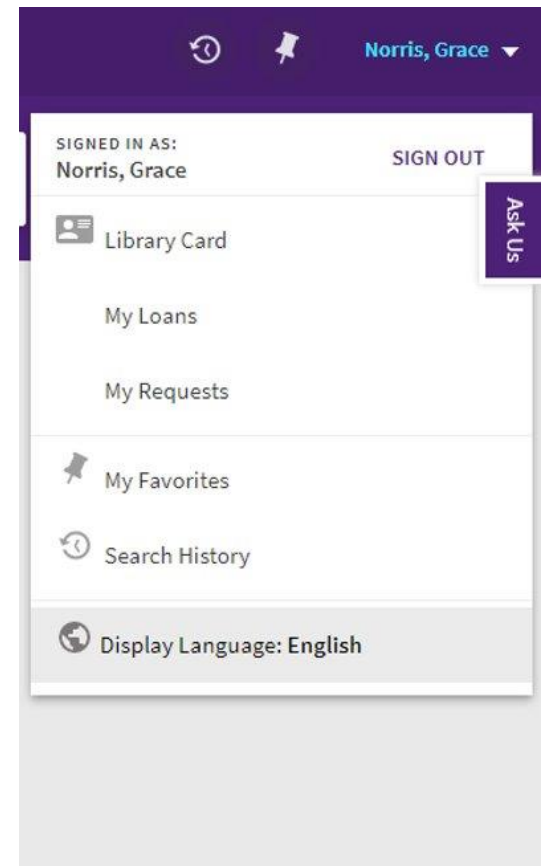
Jacobs Library at 815-224-0306.



The screenshot shows a dark-themed login interface. At the top left is a back arrow icon. To its right is the text "Login using:". Below this are two input fields: the first is labeled "USER ID" and the second is labeled "PASSWORD". Below the password field is a link that says "Forgot Password?" with an external link icon. At the bottom of the screen are two buttons: "CANCEL" on the left and "LOGIN" on the right.

Things to Remember

- Logging into SOAR gives you greater usability.
- By logging in you have access to exclusive databases such as:
 - EBSCO API
 - For tutorials on using EBSCO API please see Soar Search Tutorials
- You will have access to your personal loans, requests, fines/fees, located in your 'Library Card' along with a favorites list, saved searches, and search history.



Contact the library:

Phone: 815-224-0306

Email: jacobs_library@ivcc.edu

Chat: www.ivcc.edu/library

In-person: A-201, Oglesby Campus

